

Scaled data based on original data using
LM-79-08 Approved Method: Electrical and Photometric Measurements of Solid-
State Lighting Products

Test Report Prepared for
Cooper Lighting Solutions
(formerly Eaton)

Brand: STREETWORKS

Report Number: P649817

Luminaire Tested: **GLAN-SA3A-835-U-T1**

Issue Date: 1/4/2021

Test Information

Test Method: LM-79-08
Report Number: P649817
TEST IS SCALED FROM IESNA LM-79-08 TEST DATA (G3-2011-042-5)
Test Lab: INNOVATION CENTER
Issue Date: 1/4/2021
Manufacturer: COOPER LIGHTING SOLUTIONS (FORMERLY EATON)
Product Line: STREETWORKS
Catalog Number: GLAN-SA3A-835-U-T1
Description: GALLEON AREA AND ROADWAY LUMINAIRE
(3) 80 CRI, 3500K, 615mA LIGHTSQUARES WITH 16 LEDS EACH AND TYPE I OPTICS
Light Source: -
Ballast/Driver: ELECTRONIC DRIVER

Summary

Lumens per Lamp: N/A
Luminaire Lumens: 10670.7 lumens
Efficiency: N/A
Efficacy: 114.7 lumens/watt
Luminous Opening: Rectangular (W 1' x L: 1' x H: 0')
IES Classification: Type I - Short
BUG Rating: B3 - U0 - G3

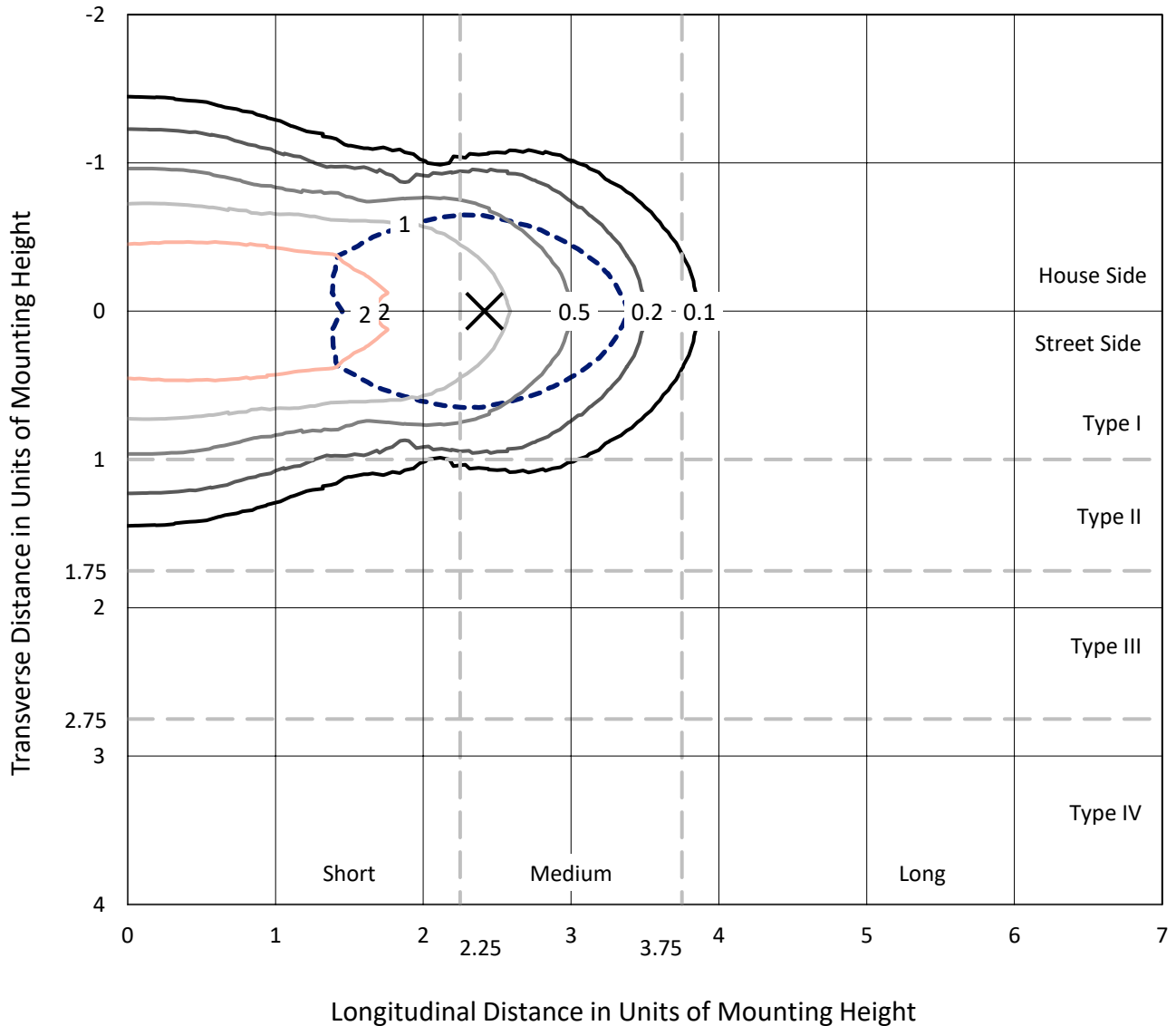
Input Watts (W): 93
Input Voltage (V): NR
Input Current (Ain): NR
Voltage Rise (V): NR
Power Factor: NR
Total Harmonic Distortion (THDi): NR
Frequency (hertz): 60
Stabilization Time: NR
Operation Time: NR
Ambient Temperature (°C): NR
Test Distance: 24 FT



REPORT NUMBER: P649817
 CATALOG NUMBER: GLAN-SA3A-835-U-T1

Iso-Footcandle Lines of Horizontal Illumination

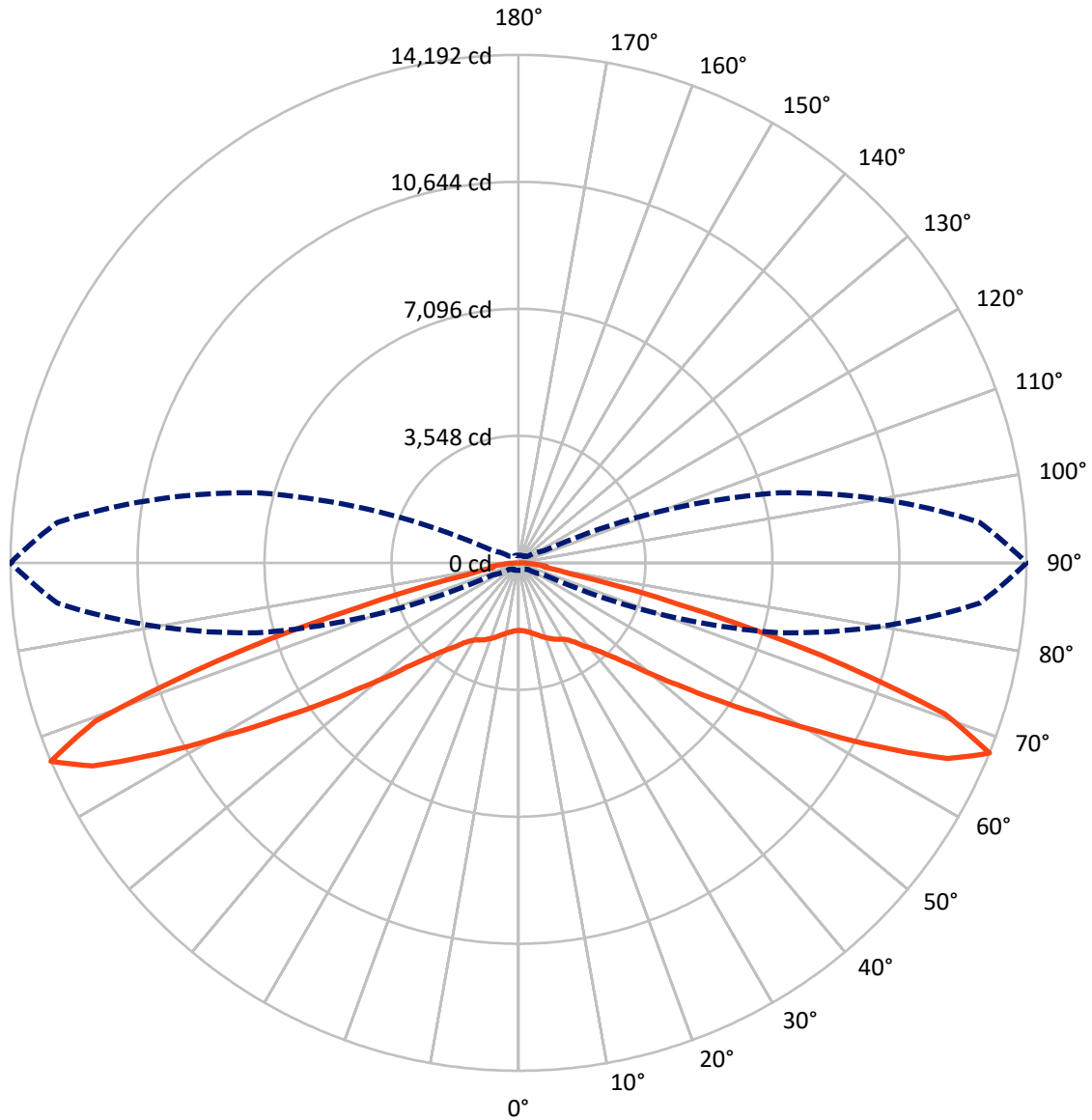
× Max cd
 - - - 1/2 Max cd



Based on 25 foot mounting height. Maximum calculated value = 3.2 fc
 Type I - Short - N/A

REPORT NUMBER: P649817
CATALOG NUMBER: GLAN-SA3A-835-U-T1

Luminous Intensity Polar Plot



— Vertical Plane Through 90-Deg Lateral - - - Horizontal Cone Through 67.5-Deg Vertical

REPORT NUMBER: P649817
 CATALOG NUMBER: GLAN-SA3A-835-U-T1

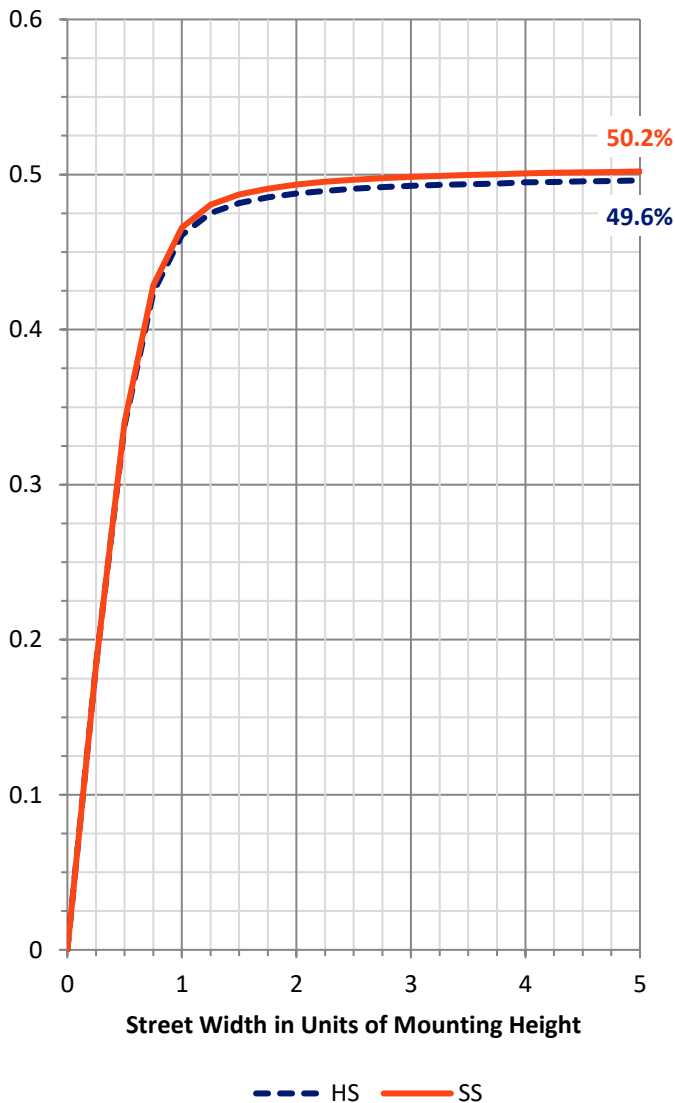
FLUX DISTRIBUTION:

		Downward	Upward	Total
House Side	Lumens	5335.4	0.0	5335.4
	% Fixture	50.0	0.0	50.0
Street Side	Lumens	5335.4	0.0	5335.4
	% Fixture	50.0	0.0	50.0
Total	Lumens	10670.7	0.0	10670.7
	% Fixture	100.0	0.0	100.0

Coefficient of Utilization

ZONAL LUMENS:

Zone	Lumens	% Fixture
0°-10°	188.3	1.8
10°-20°	602.6	5.6
20°-30°	1008.6	9.5
30°-40°	1366.3	12.8
40°-50°	1730.7	16.2
50°-60°	2162.1	20.3
60°-70°	2541.4	23.8
70°-80°	972.2	9.1
80°-90°	98.5	0.9
90°-100°	0.0	0.0
100°-110°	0.0	0.0
110°-120°	0.0	0.0
120°-130°	0.0	0.0
130°-140°	0.0	0.0
140°-150°	0.0	0.0
150°-160°	0.0	0.0
160°-170°	0.0	0.0
170°-180°	0.0	0.0
0°-90°	10670.7	100.0
0°-180°	10670.7	100.0

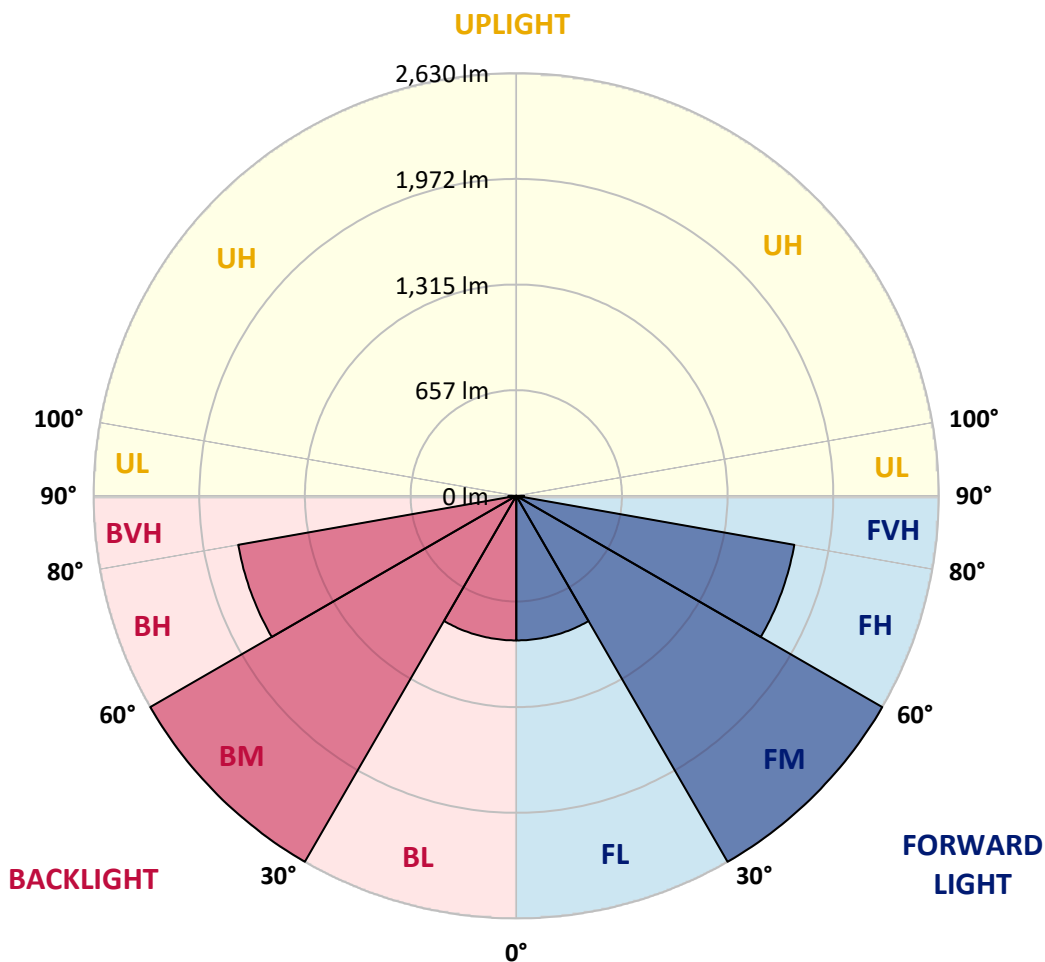


REPORT NUMBER: P649817
 CATALOG NUMBER: GLAN-SA3A-835-U-T1

LUMINAIRE CLASSIFICATION SYSTEM LUMEN TABLE AND BUG RATING:

Zone	Lumens	% Fixture	Zone Rating/Lumen Limit		
			B	U	G
FL (0°-30°)	899.7	8.4			
FM (30°-60°)	2629.6	24.6			
FH (60°-80°)	1756.8	16.5			G1/1800
FVH (80°-90°)	49.2	0.5			G1/100
BL (0°-30°)	899.7	8.4	B2/1000		
BM (30°-60°)	2629.6	24.6	B3/5000		
BH (60°-80°)	1756.8	16.5	B3/2500		G3/2500
BVH (80°-90°)	49.2	0.5			G1/100
UL (90°-100°)	0.0	0.0		U0/0	
UH (100°-180°)	0.0	0.0		U0/0	

BUG Rating: B3-U0-G3
 Type I Short





REPORT NUMBER: P649817
 CATALOG NUMBER: GLAN-SA3A-835-U-T1

CANDELA DISTRIBUTION (FULL):

	0°	5°	15°	25°	35°	45°	55°	65°	75°	85°	90°
0°	1889.1	1889.1	1889.1	1889.1	1889.1	1889.1	1889.1	1889.1	1889.1	1889.1	1889.1
2.5°	1913.3	1912.1	1912.7	1912.1	1913.9	1912.7	1905.6	1899.7	1894.9	1895.6	1893.8
5°	1954.1	1954.6	1955.2	1952.3	1956.4	1954.1	1942.9	1933.4	1923.9	1920.4	1919.2
7.5°	1987.7	1990.7	1992.4	1995.4	2002.5	2002.5	1996.6	1983.0	1962.4	1950.5	1949.9
10°	2021.4	2023.7	2029.1	2038.5	2050.4	2061.6	2059.2	2040.9	2014.3	1994.2	1989.5
12.5°	2033.2	2036.2	2053.9	2081.1	2107.7	2129.5	2129.5	2114.8	2080.5	2049.7	2040.9
15°	1991.9	1997.2	2029.1	2087.0	2156.7	2204.6	2215.2	2194.5	2157.9	2110.7	2100.0
17.5°	1909.7	1922.7	1969.4	2055.1	2170.9	2270.2	2300.9	2290.8	2243.6	2183.3	2170.9
20°	1821.7	1835.9	1885.5	1998.9	2159.1	2308.6	2397.8	2400.1	2341.6	2254.2	2235.9
22.5°	1724.8	1735.4	1799.3	1932.2	2123.7	2317.4	2481.1	2521.9	2442.7	2325.1	2299.1
25°	1616.0	1627.9	1694.6	1838.2	2056.9	2307.4	2557.4	2647.2	2548.5	2400.8	2367.6
27.5°	1512.1	1516.8	1588.3	1734.3	1968.9	2281.4	2613.5	2762.3	2665.5	2463.4	2421.4
30°	1412.2	1423.4	1486.7	1630.8	1867.8	2230.6	2661.9	2893.6	2791.3	2529.0	2475.2
32.5°	1306.4	1320.1	1388.6	1534.5	1766.8	2154.3	2691.5	3037.1	2966.8	2635.3	2578.0
35°	1204.8	1213.6	1282.8	1424.6	1668.0	2065.7	2696.8	3199.0	3193.2	2796.6	2720.5
37.5°	1100.8	1113.8	1183.5	1319.4	1563.5	1971.8	2670.2	3371.0	3466.1	3020.6	2938.4
40°	1001.0	1012.2	1080.7	1217.8	1444.7	1857.1	2607.0	3528.1	3784.6	3251.0	3134.7
42.5°	892.2	895.2	970.2	1109.7	1328.3	1724.2	2516.0	3668.2	4139.7	3560.1	3415.3
45°	768.7	776.4	846.1	983.2	1194.8	1575.3	2392.5	3784.0	4589.9	3988.4	3791.1
47.5°	645.3	651.8	715.6	850.9	1048.8	1404.5	2202.2	3885.6	5052.1	4532.6	4273.8
50°	524.7	528.2	580.3	700.2	884.6	1224.9	1966.4	3918.1	5574.4	5303.2	4972.8
52.5°	414.8	420.1	459.7	553.7	709.1	1012.8	1711.8	3837.8	6184.1	6216.7	5751.1
55°	336.2	338.0	367.5	436.7	554.3	790.6	1404.5	3613.9	6840.1	7387.2	6793.4
57.5°	289.6	290.7	307.2	345.7	426.6	596.2	1089.6	3190.2	7429.2	8758.6	7995.2
60°	262.9	263.6	273.0	295.4	338.0	457.4	780.6	2592.2	8010.6	10284.9	9488.9
62.5°	246.4	246.4	252.9	265.3	286.0	351.0	565.5	1870.1	8408.9	11833.6	11330.2
65°	230.4	230.4	235.1	244.1	255.3	287.2	417.7	1219.6	8398.8	12961.6	13182.0
67.5°	212.1	212.1	215.6	224.6	231.1	247.0	322.6	798.9	7544.4	12936.8	14192.4
70°	190.3	190.3	195.0	202.6	208.0	218.1	254.6	546.5	5542.5	11045.9	12621.8
72.5°	168.4	169.0	171.9	179.6	183.8	189.6	211.6	382.9	3399.9	7521.3	8825.4
75°	144.2	145.3	148.3	156.0	159.6	161.9	178.4	273.0	1720.1	4055.2	4617.1
77.5°	116.4	118.8	120.5	128.8	131.2	134.8	147.1	197.3	755.1	1457.1	1470.1
80°	85.1	88.0	93.3	101.0	102.8	105.2	112.3	140.0	342.1	665.3	722.6
82.5°	62.6	66.8	60.3	70.3	70.3	67.3	79.2	94.0	157.1	658.8	788.2
85°	34.3	34.8	31.3	36.0	38.4	37.8	42.0	46.1	76.2	439.7	453.2
87.5°	8.3	8.8	9.5	11.2	13.6	13.6	14.8	13.0	24.8	142.4	81.5
90°	0.0	0.0	0.0	0.0	0.0	0.0	0.0	0.0	0.0	0.0	0.0

(END OF REPORT)